

7hporicya



AZUR[®]

Peripheral HydroCoil[®]
Embolization System




**Expanding
your capabilities**

Angiographic and Interventional Systems

TERUMO[®]

We keep life flowing

Unique Hydrogel Coating The New Generation of Peripheral Coils



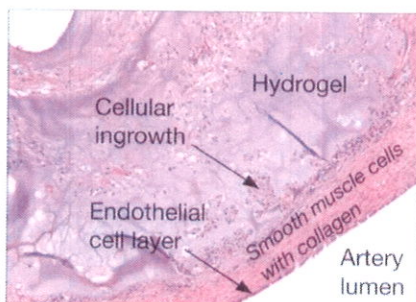
A Unique Technology of Expansion

AZUR® peripheral Hydrocoil Embolization System combines a platinum coil and an expandable hydrogel polymer. The hydrogel coating expands in the direction of less resistance to fill space when introduced into the bloodstream^{1,2}. It offers :

- Unique mechanical occlusion^{1,2}
- Superior volume filling and packing density
 - Up to 5.8 times more volume filling than conventional coils for 0.018"
 - Up to 4 times more volume filling than conventional coils for 0.035"

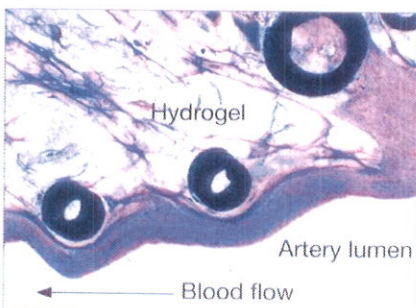
AZUR® Hydrocoil®	Diameter non expanded	Diameter expanded* (maximum)
Detachable 0.018"	0.018"	0.032"
Pushable 0.035"	0.023"	0.046"
Pushable 0.018"	0.018"	0.032"

Minimal expansion in 5 minutes, 80% expansion in 20 minutes.



Endothelial formation

This image illustrates the growth of neointima at the neck of an aneurysm in a rabbit model. Hydrogel facilitates this process.



Expanding in the direction of least resistance

As this image illustrates, Hydrogel expands in the direction of the flow—not in the direction of the parent vessel below.

Once expanded, the Hydrogel remains soft and conformable. It provides a stable and permanent platform for blood stasis, thrombus organization and neointima formation^{4,9,10}.

The studies performed have shown that the Hydrogel is an inert substance that does not contain or produce biologics, is not associated with any known toxicity, in-vivo material hypersensitivity, or interaction with other embolic agents and will not degrade or break down^{5,6,10,13,14}.

A Unique Measure of Control

TWO DISTINCT OPTIONS :

AZUR® detachable system is the first detachable systems for peripheral use that :

- Can be detached in less than a second at the push of a button
- Features a Detachment cycle confirmed by LED light
- Can be retracted and repositioned, reducing risk of migration

AZUR® pushable system :

- Has been specifically designed to be pushed with a TERUMO guide wire

AZUR® detachable and AZUR® pushable


offer the same expanding technology that delivers :

- Permanent mechanical occlusion with less reliance on thrombus formation
- Superior volume filling, packing density, and occlusion efficacy^{1,2}
- Superior mechanical stability^{1,2,4,5}
- Increased delivery control and long-term durability^{1,13}

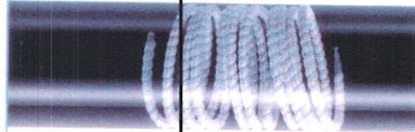
With AZUR® Hydrocoils, you can now achieve excellent

occlusion in a wider range of procedure, using the fewest coils possible.

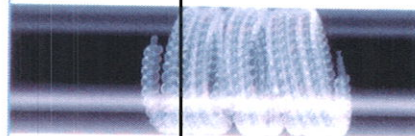
Watch this little coil



become the biggest thing



in peripheral embolization



A Validated Technology

Hydrocoil have been clinically used for more than 5 years in cerebral aneurysms, GI bleedings, visceral aneurysms, pulmonary AVMs and trauma. They have been analysed in more than 200 laboratory studies, 20 peer-reviewed articles, 100 oral and poster presentations that demonstrate :

- Lower vascular recurrence rates versus platinum and PGLA coils^{3,4}
- Enhanced reconstruction of the artery wall versus platinum coils^{4,5,6}
- Increased filling with fewer coils than previously required^{1,2}

AZUR®

Peripheral HydroCoil®

Embolization System

Expanding your capabilities



References

1. Gnanapavan M, van Helden VL, Seed M, Biscoe JO, Shaper AG, Waples D. Recurrence between aneurysm re-treatment, packing, and coiling in 145 cerebral aneurysms treated with coils. *Neurology*. 2004; 63(10):1633-1638.
2. Durrani E, Maita M, Hedberg B. Pathophysiology, consequences on fibrinolysis, and laboratory testing of AZUR® Hydrocoil embolization system. *Neurology*. 2004; 63(10):1633-1638.
3. Durrani E, Maita M, Hedberg B. Pathophysiology, consequences on fibrinolysis, and laboratory testing of AZUR® Hydrocoil embolization system. *Neurology*. 2004; 63(10):1633-1638.
4. Frank H, Kiefer M, Hedberg B. Pathophysiology, consequences on fibrinolysis, and laboratory testing of AZUR® Hydrocoil embolization system. *Neurology*. 2004; 63(10):1633-1638.
5. Kasperk M, Kasperk M. Pathophysiology, consequences on fibrinolysis, and laboratory testing of AZUR® Hydrocoil embolization system. *Neurology*. 2004; 63(10):1633-1638.
6. Kasperk M, Kasperk M. Pathophysiology, consequences on fibrinolysis, and laboratory testing of AZUR® Hydrocoil embolization system. *Neurology*. 2004; 63(10):1633-1638.
7. Kasperk M, Kasperk M. Pathophysiology, consequences on fibrinolysis, and laboratory testing of AZUR® Hydrocoil embolization system. *Neurology*. 2004; 63(10):1633-1638.
8. Kasperk M, Kasperk M. Pathophysiology, consequences on fibrinolysis, and laboratory testing of AZUR® Hydrocoil embolization system. *Neurology*. 2004; 63(10):1633-1638.
9. Kasperk M, Kasperk M. Pathophysiology, consequences on fibrinolysis, and laboratory testing of AZUR® Hydrocoil embolization system. *Neurology*. 2004; 63(10):1633-1638.
10. Kasperk M, Kasperk M. Pathophysiology, consequences on fibrinolysis, and laboratory testing of AZUR® Hydrocoil embolization system. *Neurology*. 2004; 63(10):1633-1638.
11. Kasperk M, Kasperk M. Pathophysiology, consequences on fibrinolysis, and laboratory testing of AZUR® Hydrocoil embolization system. *Neurology*. 2004; 63(10):1633-1638.
12. Kasperk M, Kasperk M. Pathophysiology, consequences on fibrinolysis, and laboratory testing of AZUR® Hydrocoil embolization system. *Neurology*. 2004; 63(10):1633-1638.
13. Kasperk M, Kasperk M. Pathophysiology, consequences on fibrinolysis, and laboratory testing of AZUR® Hydrocoil embolization system. *Neurology*. 2004; 63(10):1633-1638.

AZUR® Peripheral Hydrocoil® Embolization System - Expanding your capabilities

Detachable 18 System/Pack of 1 coil

Product Code	Loop Diameter	Length*
--------------	---------------	---------

45-480305 3 mm 3 mm

45-480310 3 mm 10 cm

45-480405 4 mm 5 cm

45-480415 4 mm 15 cm

45-480420 4 mm 20 cm

45-480410 4 mm 10 cm

45-480610 6 mm 10 cm

45-480615 6 mm 15 cm

45-480620 6 mm 20 cm

45-480810 8 mm 10 cm

45-480815 8 mm 15 cm

45-481010 10 mm 10 cm

45-481015 10 mm 15 cm

45-481020 10 mm 20 cm

45-481215 12 mm 15 cm

45-481220 12 mm 20 cm

45-481530 15 mm 30 cm

45-481515 15 mm 15 cm

45-481520 15 mm 20 cm

45-482020 20 mm 20 cm

45-482030 20 mm 30 cm

Pushable 18 System/Pack of 3 coils

Product Code	Loop Diameter	Length*
--------------	---------------	---------

45-280202 2 mm 2 cm

45-280302 3 mm 2 cm

45-280304 3 mm 4 cm

45-280402 4 mm 2 cm

45-280404 4 mm 4 cm

45-280406 4 mm 6 cm

45-280504 5 mm 4 cm

45-280506 5 mm 6 cm

45-280606 6 mm 6 cm

45-280610 6 mm 10 cm

45-280614 6 mm 14 cm

45-280810 8 mm 10 cm

45-280814 8 mm 14 cm

45-281014 10 mm 14 cm

Pushable 35 System/Pack of 3 coils

Product Code	Loop Diameter	Length*
--------------	---------------	---------

45-250404 4 mm 4 cm

45-250406 4 mm 6 cm

45-250506 5 mm 6 cm

45-250510 5 mm 10 cm

45-250610 6 mm 10 cm

45-250810 8 mm 10 cm

45-250814 8 mm 14 cm

45-251014 10 mm 14 cm

45-251514 15 mm 14 cm

* Length is calculated from the tip of the coil to the point of connection with the pusher wire when the coil is straight

Detachment System/Pack of 5 units

Product Code	Product Description
--------------	---------------------

45-4001 AZUR Detachment Controller

Every day, as healthcare professionals, you are working to ensure life and to contribute to the well-being of your patients. Every day, Terumo Europe provides you with the clinical systems, means and solutions to keep life flowing.



TERUMO CORPORATION
1-1-1, Hongo, Bunkyo-ku, Tokyo 113, Japan
Tel: +81 (0)3 4386-8111
Fax: +81 (0)3 4386-8112
E-mail: terumo@terumo.co.jp
Website: www.terumo.co.jp

European Headquarters and manufacturing
TERUMO EUROPE N.V.
Herengracht 49, 2014 CA Amsterdam, The Netherlands
Tel: +31 (0)20 691-1111
Fax: +31 (0)20 691-1112
E-mail: info@terumo-europe.com
Website: www.terumo-europe.com

European Business Unit
TERUMO EUROPE
International Systems
Terumo Europe B.V.
Herengracht 49, 2014 CA Amsterdam, The Netherlands
Tel: +31 (0)20 691-1111
Fax: +31 (0)20 691-1112
E-mail: info@terumo-europe.com
Website: www.terumo-europe.com

TERUMO DEUTSCHLAND GMBH
Humboldtstr. 10, 42699 Solingen, Germany
Tel: +49 (0)212 2400-1
Fax: +49 (0)212 2400-200
E-mail: info@terumo.de
Website: www.terumo.de

TERUMO ITALIA SRL
Via S. Maria della Pace, 10, 20121 Milano, Italy
Tel: +39 (0)2 5749-1
Fax: +39 (0)2 5749-200
E-mail: info@terumo.it
Website: www.terumo.it

TERUMO SWEDEN AB
Box 100, SE-141 21 Huddinge, Sweden
Tel: +46 (0)8 760 70 00
Fax: +46 (0)8 760 70 01
E-mail: info@terumo.se
Website: www.terumo.se

TERUMO EUROPE N.V. Branches
Austria: Medica Austria GmbH, 1150 Vienna
Belgium: Medica Belgium NV, 1000 Brussels
Denmark: Medica Denmark A/S, 2300 Copenhagen
France: Medica France SAS, 92000 Nanterre
Germany: Medica Germany GmbH, 4000 Düsseldorf
Italy: Medica Italia SRL, 20121 Milano
Japan: Terumo Corporation, 113 Tokyo
Netherlands: Medica Netherlands BV, 2014 Amsterdam
Spain: Medica Spain SL, 28002 Madrid
Sweden: Medica Sweden AB, 141 21 Huddinge
Switzerland: Medica Switzerland AG, 8000 Zurich
United Kingdom: Medica UK Ltd, 1000 London
USA: Terumo Medical Corporation, 2000 Philadelphia
Website: www.terumo.com